


KERAMOS
TILE & STONE


Introduces
Yamu
Sandwash





For
Non-Slip Poolside
Decks.






Contemporary Verandahs, Courtyards & Terraces



Chic
Indoor
Applications




Extremely
Versatile





Moldable
for
landscaping






Tough & Durable
for Commercial
Spaces





With Beautiful Pebble
insets





In
various
designs





Made by mixing sand-size fine colored aggregate and cement.

Top surface is 'Washed' after curing to reveal the 'Sand.'

Applied at a thickness of 12mm

Maximum possible panel size of 1 m x 1 m.

In a blend of exciting
colors.

Bianco (white)



Giallo (Yellow)

Imola (Red Brown)

Aosta (Dark Green)

Nero (Black)

Corfu (Beige)



S.NO	SPECIFICATIONS	VALUE
1	Material	Stone Aggregate / Cement.
2	Thickness	12mm(i.e Sub -base cement mortar at 12mm below finished level).
3	Panel Size	1mx1m
4	Base Preparation	a) RCC 100mm thick 45mm below finished surface, over proper sub-grade. b) Sub-Base cement mortar (1:4) 33mm. c) Sub-Base cement mortar will be done by Keramos
5	Maintenance	Regular cleaning recommended with a jet wash machine.
6	Percentage water absorption	Approx 15%
7	Surface	Slight undulations, but Concavity / Convexity not to exceed 0.5mm. Color variation and minor cracks on some panels.
8	Usage	Internal / External floors and walls. Not suitable for Food + Beverage areas and vehicular driveways.
9	Advantages	Non slip / Easily washable / Eco- Friendly / Economical. High Porosity, Low specific heat with low heat absorption High heat dissipation Cooling effect due to evaporation of absorbed water.

SITE PREPARATION FOR KERAMOS YAMU SANDWASH

The following jobs must be complete before Installing Yamu Sandwash to prevent damage to the installed product:

All civil and masonry work.

All plumbing and pipeline work.

All electrical wiring, whether concealed or open

Polishing or colour of windows/window frames/ grills etc and of doors/ door frames etc.

Two coats of wall paints on all the walls [only the final coat is to be done after installation].

Completion of skirting work in all respects.

Laying of sub-floor / base preparation as specified in Annexure A.

ANNEXURE - A

SUB: BASE PREPARATION FOR KERAMOS YAMU SANDWASH FOR WALKWAYS

RCC should be 100 mm thick, with proper expansion joints / dividers at size maximum 3 meter x 6 meter

RCC should be 45 mm, below finished level.

Base Cement Mortar (1cement : 4 river sand) should be 12 mm below finished level.

Base Cement Mortar (1cement : 4 river sand) should be roughened for proper adhesion.

Base Cement Mortar should be done 3 weeks, before Sandwash and be cured for minimum 21 days under water

Please note, Yamu Sandwash is installed with a maximum panel size of 1 mX1 m.

Also Ideal For:

Walkways / Footpaths.

Jogging Tracks.

Sit-outs.

Building Plazas.

Staircases.

Pedestrian only Streets.

Advantages are:

Economical.

Non Slip.

Easily Washable.

Porous / Low Heat Coefficient.

Eco Friendly.

Non-reflective.

Corrosion Proof.

Grout Free.

Terms & Conditions

Minimum Quantity required : 2000 Sqft

Delivery Time : 8-10 Weeks

Payment Terms : 100% Advance

Base Mortar Charge /
Out station charges : Will be extra at
i.e (Boarding / Loading actuals.
Travelling charges etc)

PRICE Price on request. Depending on Site,
Floor & Location.

Floor samples displayed at:

New Delhi

Keramos Tile & Stone Pvt. Ltd

F-580, Lado Sarai, New Delhi – 110 030, INDIA (Next to
Crescent Mall / CNG Pump) , Tel : 011 46032765, 41665102,
Email: marketing@keramosindia.com,

Contact : Mr. Ravindran 09810385142,
R.Anand 09818663525